

MARS VOIP NOTIFICATION

MARS VOIP Notification/Alerts helps an organization to create, distribute and manage enterprise wide notification to all employees in the enterprise in a systematic and efficient manner.

The application allows alerts to be broadcasted to Cisco IP phones by the application administrator.

Alerts could be created or pre-defined by the administrator and broadcasted using a web based interface.

The types of alerts that can be sent are as below

- I. Prerecorded voice alert
- II. Text alert
- III. A combination of prerecorded voice & text alert
- IV. Live voice alert

The **Text Alert/Notification** is displayed on the Cisco IP Phone screen. The text alert can be sent with/without a buzz tone.

A **Voice Alert/Notification** when sent activates the speaker of the IP Phone and plays out the voice alert (wav file).

If phone is off hook at the time of voice alert, the alert is played out in the handset of the phone.

If there is any ongoing call on the IP Phone on which the voice alert is delivered the user will be able to hear the voice alert. The other party/customer will not hear the voice alert. Once the voice alert file play is completed, the user can continue with the call as the active call will not be disconnected.

The application uses the multicast technology of the network gateway to deliver voice alerts.

Live Voice Alert/Notification can be pushed by the authorized user by initiating an IP Phone based application service configured in the Cisco IP Phone. During a live voice alert whatever the alert sender speaks on his IP Phone gets broadcasted on the speakers/handsets of the target IP Phones

Text & Voice alerts can be sent to


- I. All the IP Phones
- II. Single Number
- III. Number Range with excluding numbers in between the range e.g. 2001-2099 exclude 2050,2060
- IV. Multiple numbers 2001,2010,2020,2040
- V. Selected predefined device groups

MARS VOIP Notification Welcome Admin

Home

- Send Message
- Group List
- Sent Message List
- System Parameter
- Change Password
- Voice File List

PARSEC MARS APPLICATION SUITE



MARS VOIP Notification © Parsec Telesystems Pvt Ltd.2015-2016

MARS VOIP Notification Welcome Admin

Home > Send Message

Filter By: Message Title Refine By: Contains Search Search

+ New Message << Back

Action	Message Title	Message Type	Message Prompt
Delete View	Building Evacuation Alert	Voice	
Delete View	EMAIL SERVER DOWN	Text	EMAIL SERVER DOWN
Delete View	FIRE ALERT IN BUILDING 1	Text + Voice	FIRE ALERT IN BUILDING 1
Delete View	Happy New Year Wishes	Text	Happy New Year Wishes

1 || Records : 1 ~ 4 of 4

+ New Message << Back

MARS VOIP Notification Welcome, Admin

Home > Send Message

Send Message | Group List | Sent Message List | System Parameter | Change Password | Voice File List

PARSEC MARS APPLICATION SUITE

Save As Predefined Message | Send Message | Back

Message Type: Text + Voice

Message Title: FIRE ALERT IN BUILDING 1

Message Prompt: FIRE ALERT IN BUILDING 1

Send Message: Now Scheduled

Text Message Delivery Tone: With Buzz

Select BuzzFileName: CiscoSymphonic.raw

Voice Message File: SIREN.wav

Voice Message Repeat Count: 1

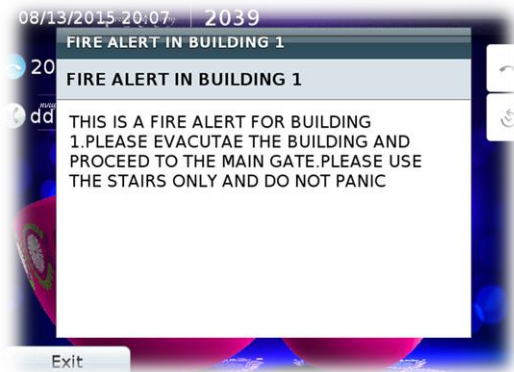
Message Text: THIS IS A FIRE ALERT FOR BUILDING 1.PLEASE EVACUTAE THE BUILDING AND PROCEED TO THE MAIN 1000 characters remaining

Number Range | Predefined Groups

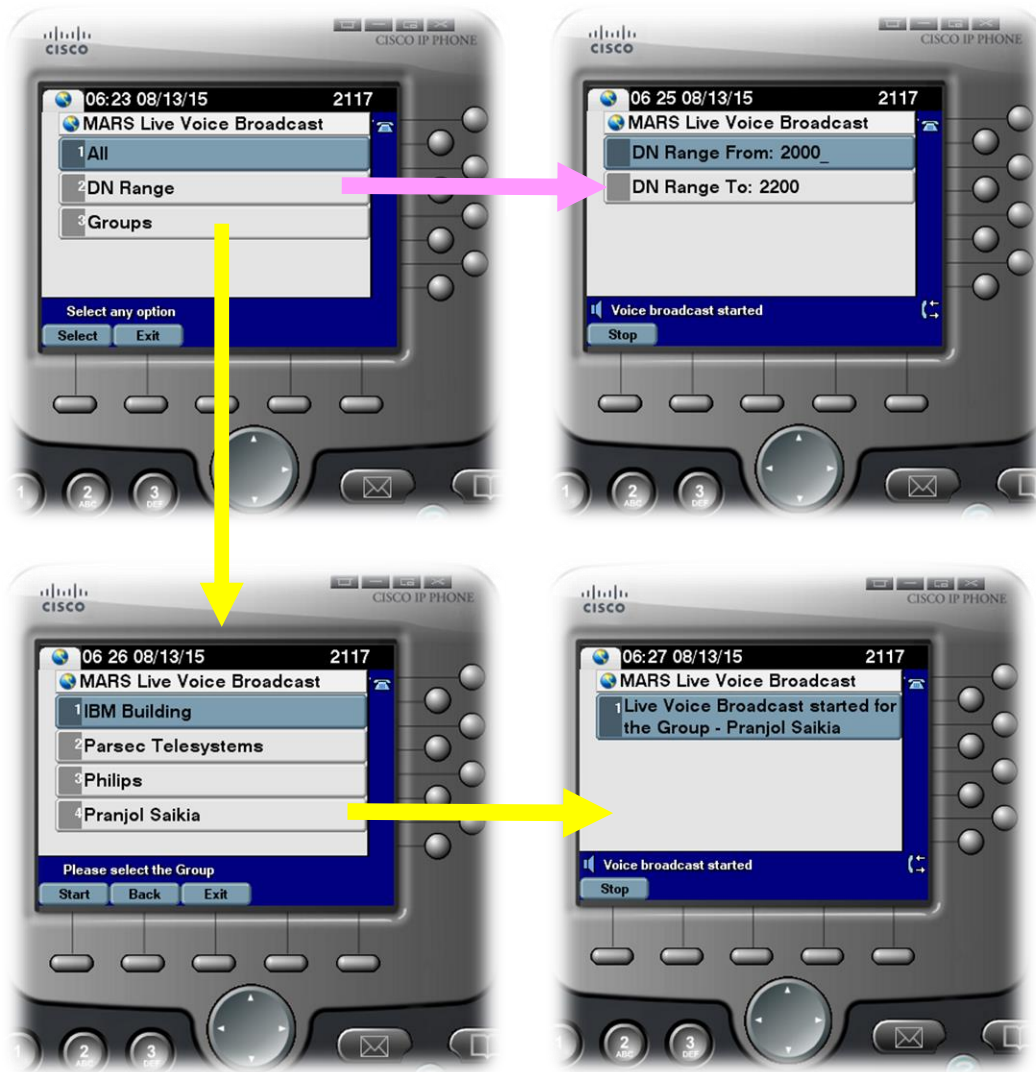
Send To DN: all

Exclude DN: Enter DN in which you don't want to send Message

Save As Predefined Message | Send Message | Back



Real Time/Live Voice Broadcast



Supporting Hardware & Software:

1.	CUCM Supported	8.x,9.x,10.1,10.5,BE 6000,BE 7000
2.	Phones supported	7905,7906,7911,7912,7920,7931,7970,7971,7975,6921,6961,7940/41/42/45,7960/61/62/65,7861,8841, 8851, 8861 8941, 8945 8961, 9951, 9971,'7921,7925,6941,8831,IP Communicator For other phone models please contact Parsec.
3.	Application Server Details	Intel Xeon Quad Core 2.3 + RAM : 8 GB+,HDD : 70 GB+ Windows Server 2008 R2 64 Bit /Windows Server 2012 R2 64 Bit VMware supported